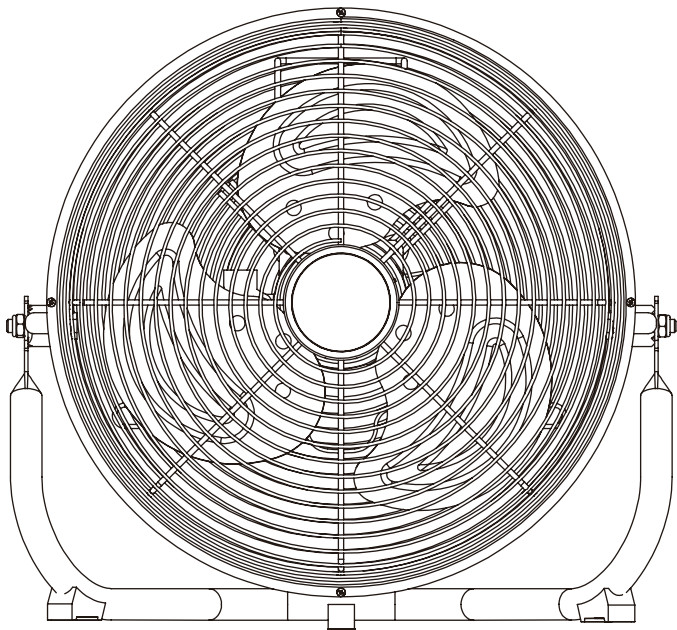


H1-1031

NORTHSKY  
12" WORKSTATION FLOOR FAN  
SFC2-300B (H1-1031)



READ & SAVE THESE INSTRUCTIONS

READ AND SAVE THESE INSTRUCTIONS

To prevent serious injury or property damage, read and understand owner's manual before operating.

SAFETY INFORMATION

Warning

- 1. Unplug the fan before moving it or performing maintenance. Do not touch the fan when your hands are wet.
- 2. Those who are not qualified electricians should not disassemble, repair or rebuild the fan.
- 3. Unplug the fan when it is not in use.
- 4. DO NOT unplug the fan by holding the cable cord. Unplug by holding the plug.
- 5. DO NOT use the fan when there is damage to the cable cord or plug.
- 6. DO NOT use the fan close to the fire.
- 7. DO NOT insert your hand or other objects into the guard or the movable parts.
- 8. WARNING: To reduce the risk of fire or electric shock, do not use this fan with any solid-state speed control device.
- 9. If the supply cord is damaged, it has to be replaced by the manufacturer, its service agent or similarly qualified persons in order to avoid hazard.
- 10. Electric shock hazard. Do not expose to water or rain.
- 11. WARNING: To Reduce The Risk Of Fire, Electric Shock Or Injury To Persons, Do Not Use Replacement Parts That Have Not Been Recommended By The Manufacturer (e.g. Parts Made At Home Using A 3D Printer).

CAUTION

- 1. Unplug the fan from the socket and clean it with a soft cloth.
- 2. DO NOT immerse the fan in water or liquids.
- 3. Fit the guard onto fan before starting up the fan.
- 4. This product employs overload protection (fuse). A blown fuse indicates an overload or short-circuit situation. If the fuse blows, unplug the product from the outlet. Replace the fuse as per the user servicing instructions (follow product marking for proper fuse rating) and check the product. If the replacement fuse blows, a short-circuit may be present and the product should be discarded or returned to an authorized service facility for examination and/or repair.
- 5. Do not operate any fan with a damaged cord or plug. Discard fan or return to an authorized service facility for examination and/or repair.
- 6. Do not run cord under carpeting. Do not cover cord with throw rugs, runners, or similar coverings. Do not route cord under furniture or appliances. Arrange cord away from traffic area and where it will not be tripped over.

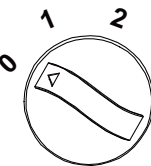
ASSEMBLY INSTRUCTION

This fan is completely assembled upon delivery- no assembly required.

OPERATION INSTRUCTION

- 1. Place the fan on a safe, flat surface where it can not fall or be pulled by the cord.
- 2. Adjust the desired speed by rotating the switch knob at the back of fan.

0 Stop 1 Low 2 Medium 3 High



- 3. Tilt the fan head up or down for desired direction of air flow.

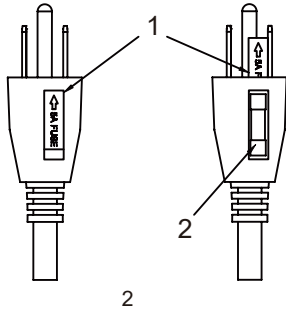
CARE AND CLEANING

Unplug the appliance before cleaning. Don't use any water for cleaning metal surfaces. Slightly moisten a cloth and then wipe off the surfaces of the fan. In order to remove dust from the grill, use a vacuum cleaner or remove the front grill by removing the securing screws on the edge of the grill. After cleaning, remount the grill. After doing this, fasten the screws on the edge of the grill.

USER SERVICING INSTRUCTIONS

This plug is a safety feature that contains a safety device (fuse). If your replaceable fuse (5 Amp) blows, follow these instructions to replace the fuse.

- 1. Unplug your fan, grasp the plug and remove from the receptacle or other outlet device. Do not unplug by pulling on cord.
- 2. Slide open the fuse cover (1) at the side of the plug by using your thumb or a flat screwdriver.
- 3. Remove the fuse (2) carefully.
- 4. Risk of fire. Install a new 5 Amp fuse (2) and ensure it is secured in place.
- 5. Slide back the fuse cover (1) completely.



1-YEAR LIMITED WARRANTY

The manufacturer warrants this product to be free from manufacturing defects in the material and workmanship under normal use for a period of one year after the date of purchase by the original purchaser. This warranty does not cover transit damages. This warranty does not apply to damages from accident, misuse, alteration of any kind to the fan or where the connected voltage is more than above the nameplate voltage. This warranty does not apply to the finish on any portion of the product. Servicing performed by unauthorized persons shall render the warranty invalid. The warranty is not responsible for damages of any kind, including accident and consequential damages. Some states do not allow the exclusion or limitation of the incidental or consequential damages, so the above exclusion or limitation may not apply to you. This warranty gives you specific legal rights, and you may also have other rights which vary from state to state.