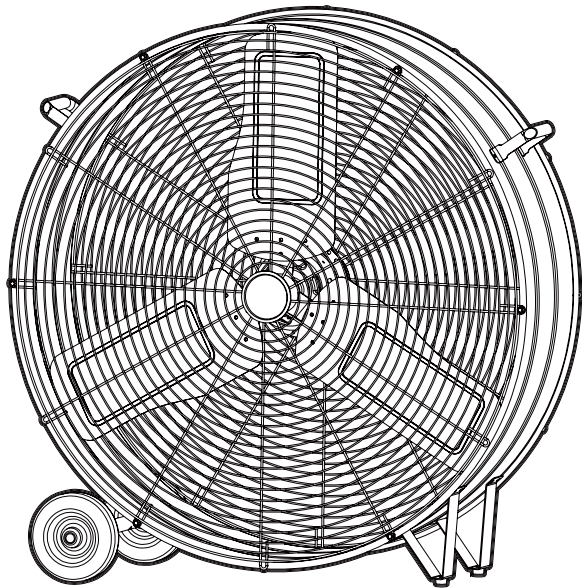


H1-1041

NORTHSKY

30" PORTABLE DRUM FAN

SFDC-750CF0 (H1-1041)



READ & SAVE THESE INSTRUCTIONS

READ AND SAVE THESE INSTRUCTIONS

To prevent serious injury or property damage, read and understand owner's manual before operating.

SAFETY INFORMATION

1. Unplug the fan before moving it or performing maintenance. Do not touch the fan when your hands are wet.
2. Those who are not qualified electricians should not disassemble, repair or rebuild the fan.
3. Unplug the fan when it is not in use.
4. DO NOT unplug the fan by holding the cable cord. Unplug by holding the plug.
5. DO NOT use the fan when there is damage to the cable cord or plug.
6. DO NOT use the fan close to the fire.
7. DO NOT insert your hand or other objects into the guard or the movable parts.
8. WARNING: To reduce the risk of fire or electric shock, do not use this fan with any solid-state speed control device.
9. If the supply cord is damaged, it has to be replaced by the manufacturer, its service agent or similarly qualified persons in order to avoid hazard.
10. Electric shock hazard. Do not expose to water or rain.
11. WARNING: To Reduce The Risk Of Fire, Electric Shock Or Injury To Persons, Do Not Use Replacement Parts That Have Not Been Recommended By The Manufacturer (e.g. Parts Made At Home Using A 3D Printer).

CAUTION

1. Unplug the fan from the socket and clean it with a soft cloth.
2. DO NOT immerse the fan in water or liquids.
3. Fit the guard onto fan before starting up the fan.

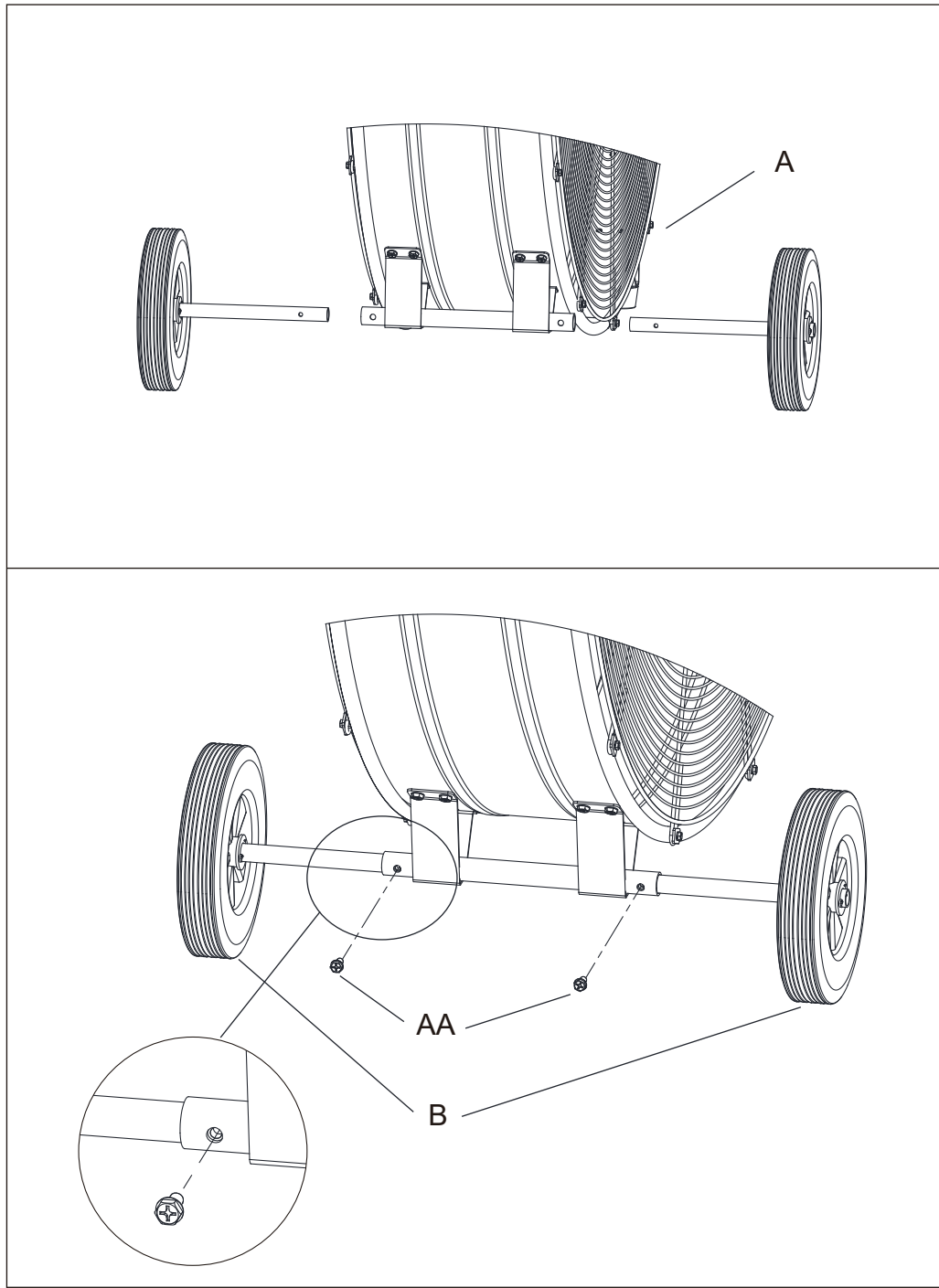
WORK AREA SAFETY

1. Inspect the work area before each use. Keep work area clean, dry, free of clutter, and well lit. Cluttered, wet, or dark work areas can result in injury. Using the product in confined work areas may put you dangerously close to other cutting tools and rotating parts.
2. Do not use the product where there is a risk of causing a fire or an explosion; e.g., in the presence of flammable liquids, gases, or dust. The product can create sparks, which may ignite the flammable liquids, gases, or dust.
3. Do not allow the product to come into contact with an electrical source. The product is not insulated and contact will cause electrical shock.
4. Keep children and bystanders away from the work area while operating the product. Do not allow children to handle the product.
5. Be aware of all power lines, electrical circuits, water pipes, and other mechanical hazards in your work area. Some of these hazards may be hidden from your view and may cause personal injury and/or property damage if contacted.

1

ASSEMBLY INSTRUCTION

Attach the Wheels (B) to the Fan Body (A) and secure with screws (AA).

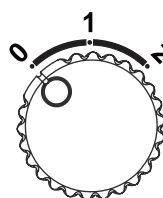


2

OPERATION INSTRUCTION

1. Place the fan on a safe, flat surface where it can not fall or be pulled by the cord.
2. Adjust the desired speed by rotating the switch knob at the back of fan.

0 Stop 1 Low 2 High



CARE AND MAINTENANCE

Unplug the appliance before cleaning. Don't use any water for cleaning metal surfaces. Slightly moisten a cloth and the wipe off the surfaces of the fan. In order to remove the dust from the grill, use a vacuum cleaner or remove the front grill by removing the securing screws on the edge of the grill. After cleaning, remount the grill. After doing this, fasten the screws on the edge of the grill.

1-YEAR LIMITED WARRANTY

The manufacturer warrants this product to be free from manufacturing defects in the material and workmanship under normal use for a period of one year after the date of purchase by the original purchaser.

This warranty does not cover transit damages. This warranty does not apply to damages from accident, misuse, alteration of any kind to the fan or where the connected voltage is more than above the nameplate voltage. This warranty does not apply to the finish on any portion of the product. Servicing performed by unauthorized persons shall render the warranty invalid. The warranty is not responsible for damages of any kind, including accident and consequential damages. Some states do not allow the exclusion or limitation of the incidental or consequential damages, so the above exclusion or limitation may not apply to you. This warranty gives you specific legal rights, and you may also have other rights which vary from state to state.

3